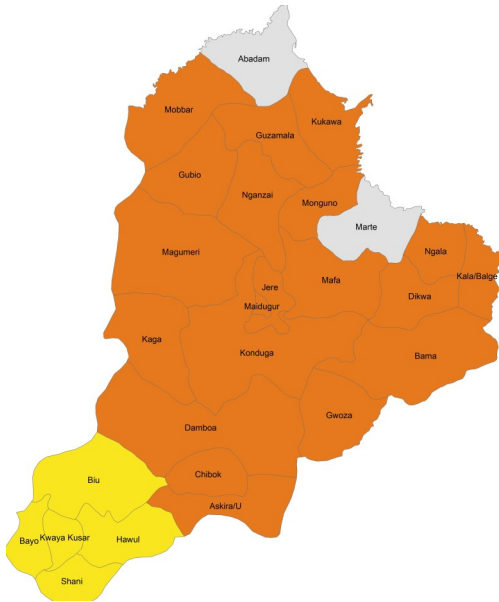


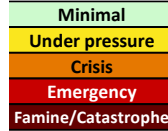


CURRENT (MARCH-MAY 2024) AND PROJECTED (JUNE-AUGUST 2024) FOOD INSECURITY SITUATION in 26 STATES OF NIGERIA AND FCT

CURRENT (MARCH-MAY 2024)

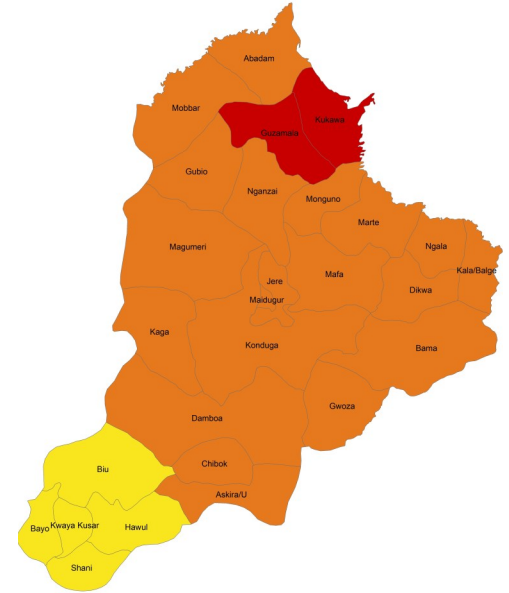


BORNO STATE

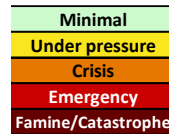
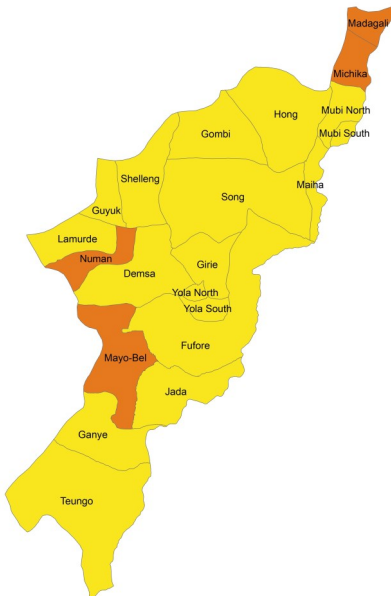


Phases	Current	Projected
M	2 495 959	1 962 853
U	2 342 645	2 623 243
C	1 620 500	1 849 234
E	211 498	310 926
F		

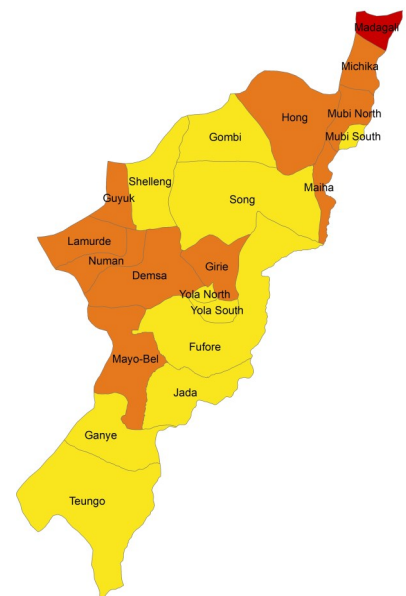
PROJECTED (JUNE-AUGUST 2024)



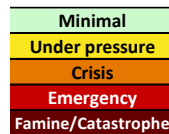
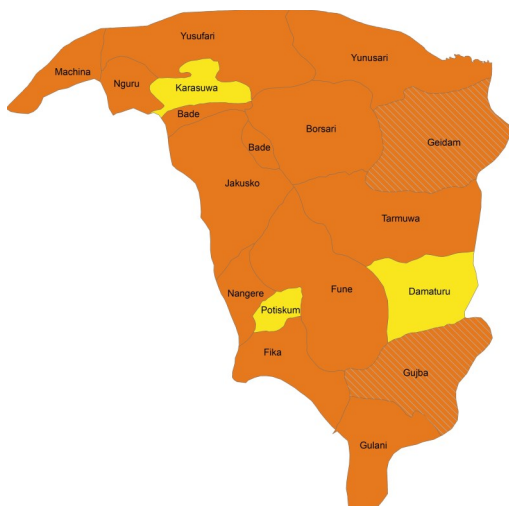
ADAMAWA STATE



Phases	Current	Projected
M	2 663 156	2 184 529
U	1 756 667	1 982 412
C	891 638	1 127 484
E	27 684	44 720
F		



YOBE STATE

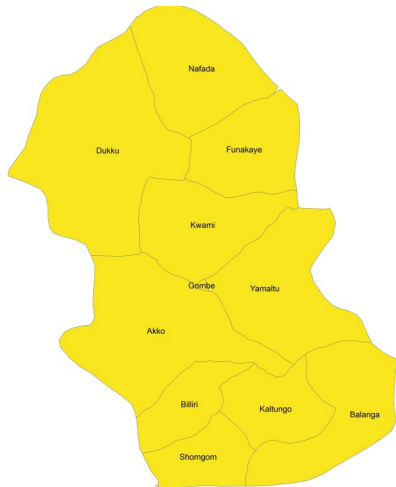


Phases	Current	Projected
M	2 044 750	1 577 795
U	1 874 604	1 972 020
C	1 116 544	1 415 029
E	22 189	96 414
F		

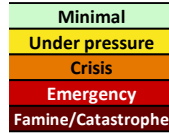


26 STATES and FCT @CILSS

CURRENT (MARCH-MAY 2024)

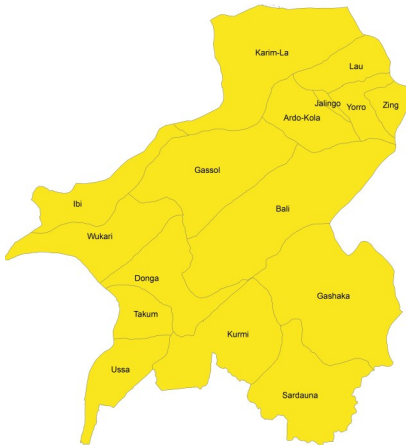
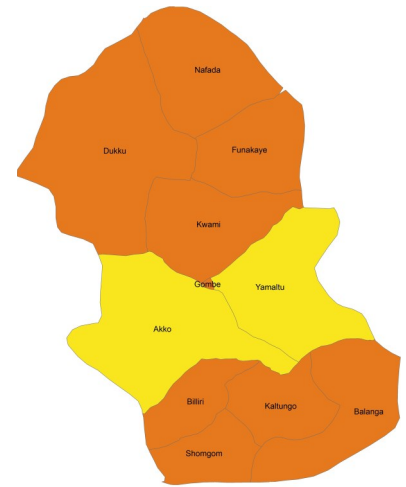


GOMBE STATE

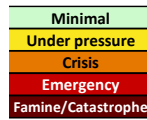


Phases	Current	Projected
M	2 028 843	1 681 799
U	1 163 910	1 331 689
C	582 792	770 132
E		
F		

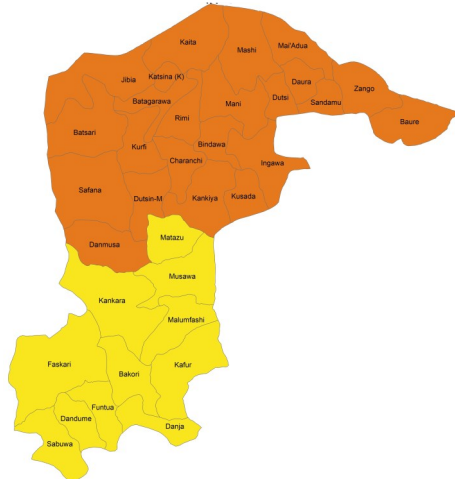
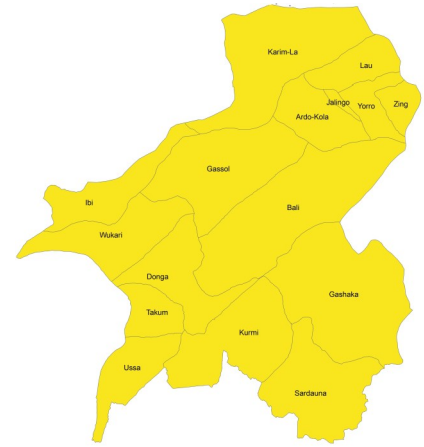
PROJECTED (JUNE-AUGUST 2024)



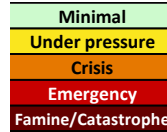
TARABA STATE



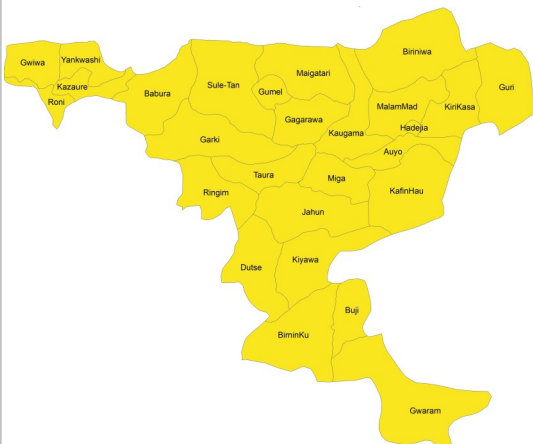
Phases	Current	Projected
M	2 039 908	1 779 361
U	1 223 222	1 385 327
C	509 910	608 352
E		
F		



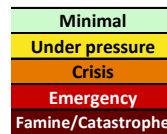
KATSINA STATE



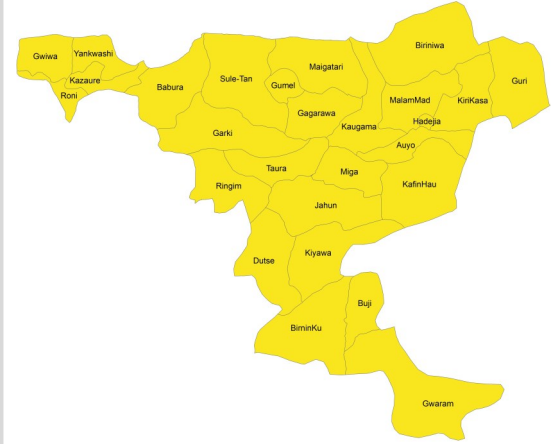
Phases	Current	Projected
M	4 164 158	2 662 166
U	3 096 933	3 942 881
C	2 039 913	2 602 000
E	94 621	188 577
F		



JIGAWA STATE



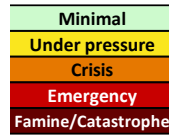
Phases	Current	Projected
M	4 527 315	3 408 564
U	2 862 265	3 668 917
C	706 541	936 862
E	81 779	163 558
F		



CURRENT (MARCH-MAY 2023)



KANO STATE

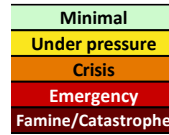


Phases	Current	Projected
M	8 094 981	7 383 119
U	7 039 184	7 421 762
C	1 330 016	1 659 299
E		
F		

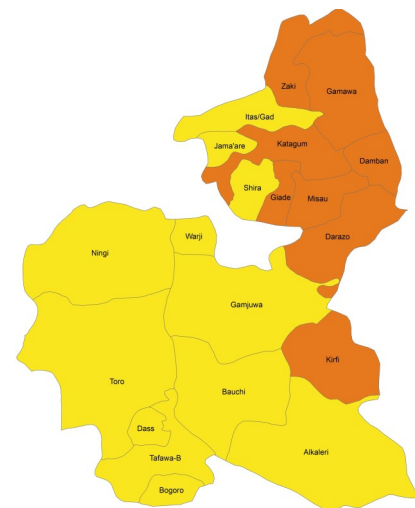
PROJECTED (JUNE-AUGUST 2024)



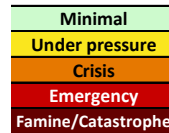
BAUCHI STATE



Phases	Current	Projected
M	5 387 110	4 070 196
U	2 111 638	3 048 789
C	757 196	1 136 959
E		
F		



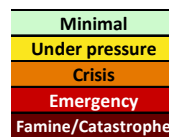
PLATEAU STATE



Phases	Current	Projected
M	2 453 837	1 807 960
U	1 836 144	2 162 837
C	684 722	1 003 907
E		
F		



KADUNA STATE



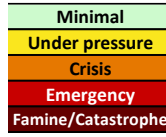
Phases	Current	Projected
M	4 423 108	3 572 947
U	4 144 819	4 550 452
C	1 688 850	2 133 379
E		
F		



URRENT (MARCH-MAY 2024)



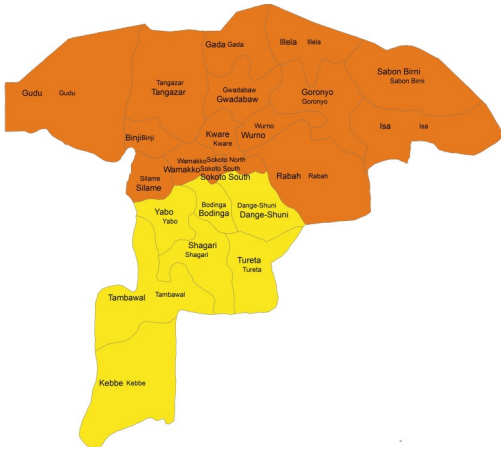
KEBBI STATE



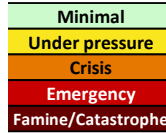
Phases	Current	Projected
M	3 534 905	3 373 237
U	1 381 679	1 489 458
C	472 376	526 265
E		
F		



ROJECTED (JUNE-AUGUST 2024)



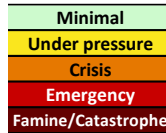
SOKOTO STATE



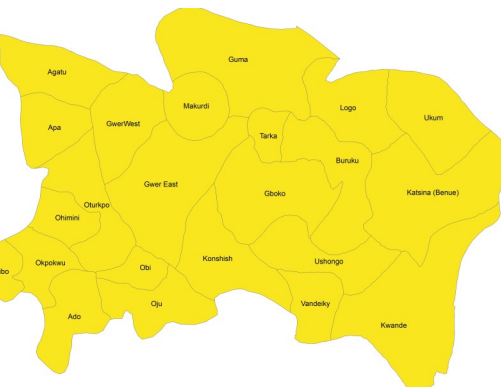
Phases	Current	Projected
M	2 799 045	2 255 965
U	2 028 955	2 208 002
C	1 326 270	1 604 021
E	43 616	129 899
F		



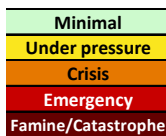
NIGER STATE



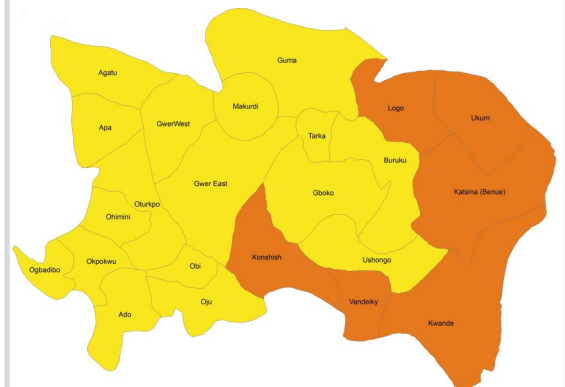
Phases	Current	Projected
M	3 434 111	2 660 935
U	2 566 725	3 029 682
C	985 116	1 200 315
E		95 020
F		



BENU E STATE



Phases	Current	Projected
M	3 650 167	3 020 229
U	2 671 439	3 003 212
C	974 450	1 246 653
E		25 963
F		

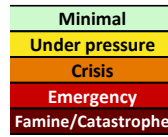


CURRENT (MARCH-MAY 2024)

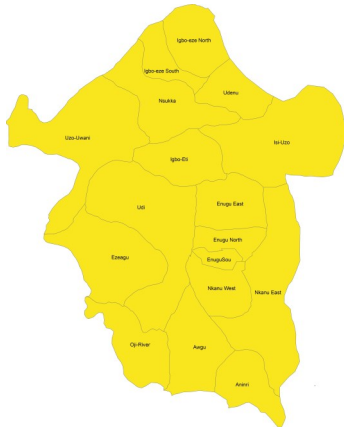
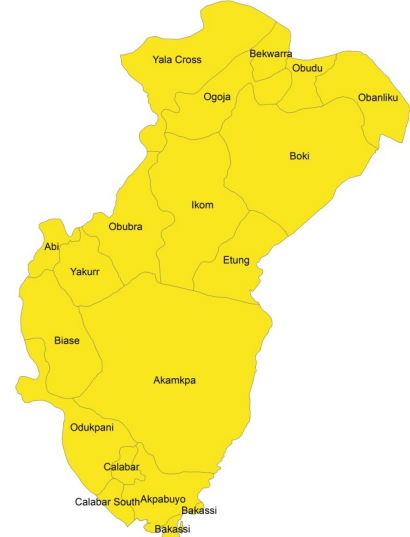
PROJECTED (JUNE-AUGUST 2024)



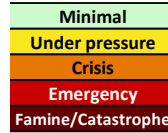
CROSS RIVER STATE



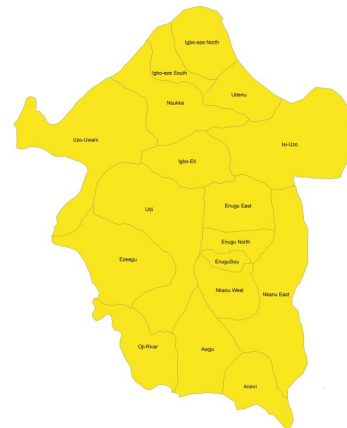
Phases	Current	Projected
M	2 943 510	2 687 510
U	1 566 197	1 667 313
C	546 070	700 955
E		
F		



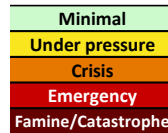
ENUGU STATE



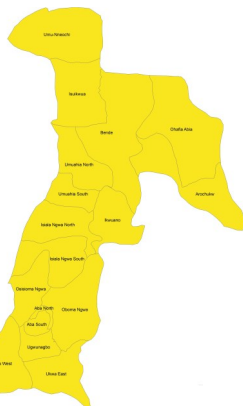
Phases	Current	Projected
M	3 024 953	2 782 915
U	1 872 138	2 003 546
C	634 427	745 057
E		
F		



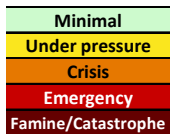
EDO STATE



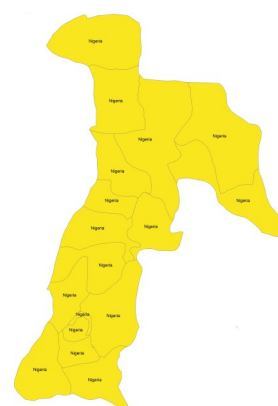
Phases	Current	Projected
M	3 736 751	3 276 751
U	1 524 130	1 811 631
C	489 128	661 629
E		
F		



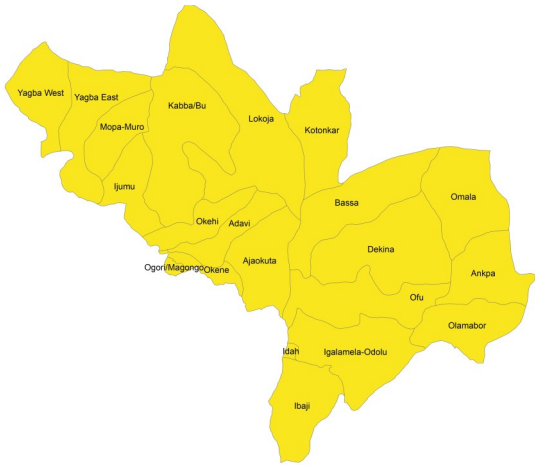
ABIA STATE



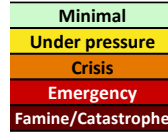
Phases	Current	Projected
M	2 289 040	1 953 962
U	2 539 020	2 767 938
C	479 961	586 122
E		
F		



CURRENT (MARCH-MAY 2024)

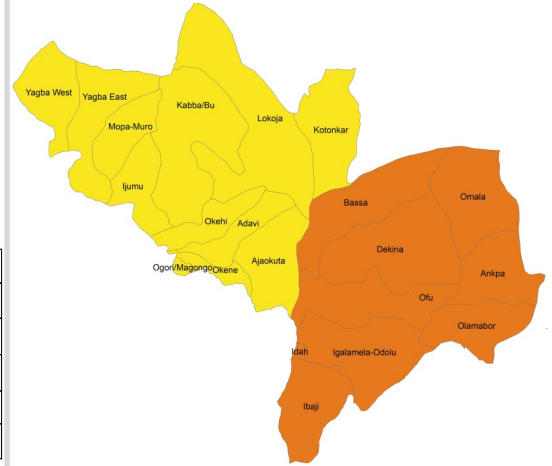


KOGI STATE

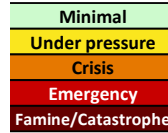
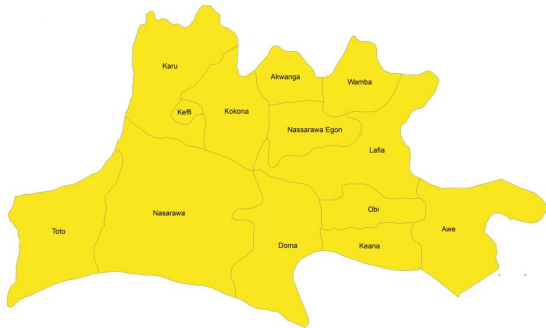


Phases	Current	Projected
M	2 482 942	2 124 609
U	1 555 640	1 661 870
C	627 421	837 846
E		41 678
F		

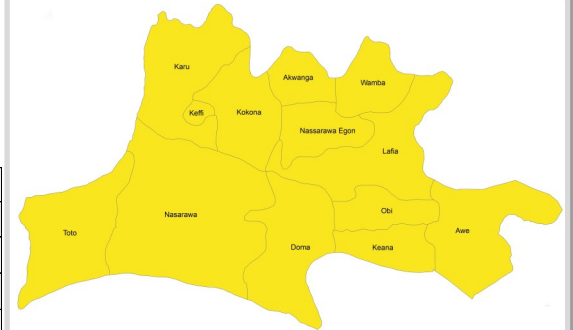
PROJECTED (JUNE-AUGUST 2024)



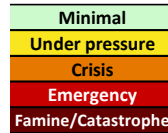
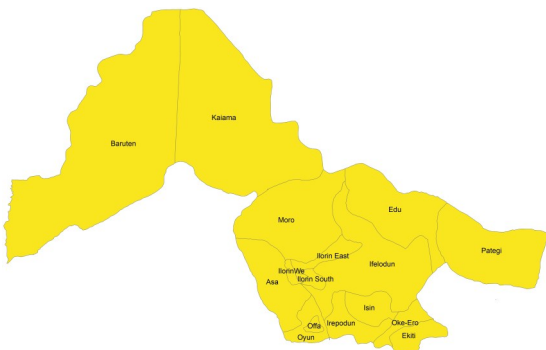
NASSARAWA STATE



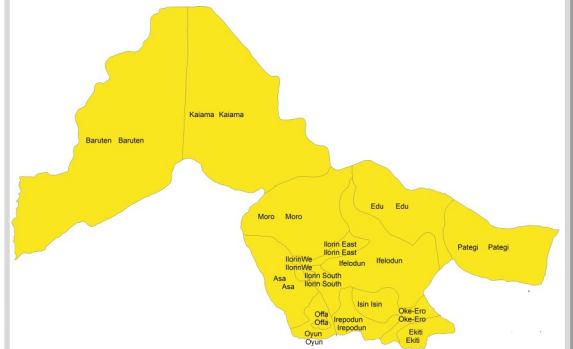
Phases	Current	Projected
M	1 338 892	1 169 673
U	946 472	1 055 793
C	185 702	245 601
E		
F		



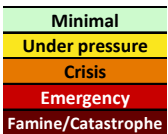
KWARA STATE



Phases	Current	Projected
M	1 432 793	1 320 873
U	1 698 365	1 772 978
C	599 498	636 805
E		
F		



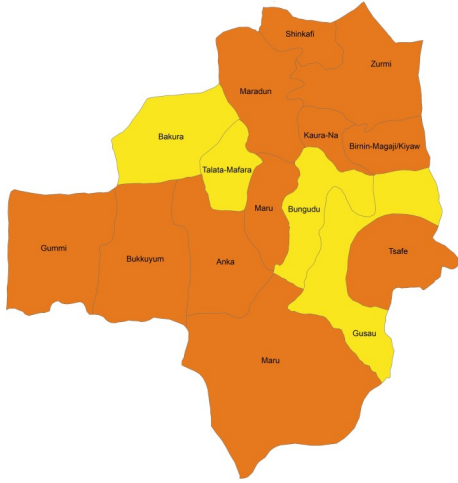
OGUN STATE



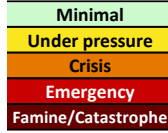
Phases	Current	Projected
M	6 162 976	5 365 700
U	2 043 875	2 556 411
C	335 420	620 160
E		
F		



CURRENT (MARCH-MAY 2024)



ZAMFARA STATE

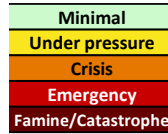


Phases	Current	Projected
M	2 081 224	1 464 818
U	2 250 573	2 518 263
C	1 311 251	1 626 421
E	16 723	50 269
F		

PROJECTED (JUNE-AUGUST 2024)

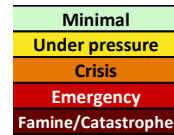


LAGOS STATE



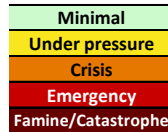
Phases	Current	Projected
M	13 986 765	12 130 091
U	14 406 971	15 900 044
C	2 550 835	2 914 437
E		
F		

RIVERS STATE



Phases	Current	Projected
M	5 946 389	5 283 572
U	2 617 791	3 220 378
C	414 641	474 871
E		
F		

FCT



Phases	Current	Projected
M	3 279 040	2 920 726
U	1 642 953	1 862 891
C	530 371	668 746
E		
F		

CH 
Cadre Harmonisé